

## APPENDIX

### Appendix 1. Instrument of Pretest and Posttest

#### Construct

From the concept of speaking ability and theory, it can be concluded that speaking ability is related to communication. Speaking is a skill to use a language appropriately to express someone's opinions, ideas, or feelings in order to get or give information and knowledge from other people who do communication. From this summary, it can be stated that the indicators of learning Speaking are: (1) Students can pronounce well; (2) Student can uses various vocabulary; (3) Students speak fluently with no hesitation. (4) Students can use grammar correctly.

<b>Construct</b>	<b>Aspect</b>	<b>Indicator</b>
Speaking ability is related to communication. Speaking is a skill to use a language appropriately to express someone's opinions, ideas, or feelings in order to get or give information and knowledge from other people who do communication	<b>1. Pronounce</b>	✓ Students can pronounce the sentence well
	<b>2. Vocabulary</b>	✓ Students can determine the right vocabulary in a sentence
	<b>3. Fluency</b>	✓ Students speak fluently with no hesitation.
	<b>4. Grammar</b>	✓ Students can use grammar correctly

Aspects	Score	Description
Pronunciation	7	The student can pronounce well
	6	The student make mispronunciation in a few words
	5	The student make mispronunciation in some words
	4	The student pronunciation is hard to understand
	3	The student pronunciation is possible to understand
Vocabulary	6	The student uses various vocabulary
	5	The student uses the wrong word
	4	The student mix vocabulary with English and Bahasa
	3	The student rarely uses Bahasa
	2	The student use Bahasa or no vocabulary use
Fluency	7	The student speak fluently with no hesitation
	6	The student speak fluently with occasional hesitation
	5	The student speak fluently enough with several unnatural hesitation
	4	The student speak fluently not good enough, many unnatural hesitation
	3	The student cannot speak fluently and use complete utterances
Grammar	5	The student make few or (if any) grammatical error or word order
	4	The student makes few grammatical errors but it does not change the meaning
	3	The student makes frequent grammatical errors
	2	The students' grammar and word order errors make comprehension difficult
	1	The students' grammar and word order errors make the speech unintelligible

## **Appendix 2. Research Instrument of Speaking Test**

1. Could you tell me about your best friend or your close friend?
2. Some people think it is very important to have a best friend or close friend while others feel it is not important to have a close friend. Which do you agree with and why?

### Appendix 3. Transcription of Classroom Pretest and Posttest in the Research

No	Name	Script
1	Student ANE	<p><b>Pretest:</b> My best friend I've two best friends Adly and Ahmad. We always together since we meet in SMA. They're good, their personality is nice. It's important to have friends cause we don't know when we got a trouble and there's no one can help us.</p> <p><b>Posttest:</b> I've a lot of friends, some of them are kind to me. And we always help each other and exchange stories. I agree with two of them (refer to the two choices before) because there are two kind of people, extrovert and introvert. Someone extrovert maybe need friend and someone introvert maybe don't need friend to social to each other.</p>
ANE		
	Aspect	Pretest Score
	Pronunciation	6
	Vocabulary	4
	Fluency	5
	Grammar	3
		Posttest Score
		6
		5
		6
		4

No	Name	Script	
2	Student ASO	<p><b>Pretest:</b> My best friend is a good friend and always help me. Their name is Naufal and Ahmad Fadilla. I know them from in this school, saya berteman sama mereka dar disekolah ini pas baru selesai perkenalan sama kelas-kelas yang lain juga. That's important, because mereka juga yang bisa nolongin kita pas lagi susah atau gimanapun.</p> <p><b>Posttest:</b> Okay I've a very good friend in terms of school. I think having friends is important because we are social creators and we need each other, if we don't have close friends it's very difficult depends on each other.</p>	
ASO			
Aspect		Pretest Score	Posttest Score
Pronunciation		5	6
Vocabulary		4	5
Fluency		5	5
Grammar		3	3

No	Name	Script	
3	Student DIAS	<p><b>Pretest:</b> My best friend is Daifi Anwar and I meet him in 2019. He is my online friend, I meet him in online game. His age is 16. Important, because humans are social creatures</p> <p><b>Posttest:</b> I have a best friend, online best friend. His name is Daifi Anwar. I meet him in online games. Online game mobile legends in a match. Yes of course it's important, human need social contribution and we can also a friend can make a solution if we get a trouble or something.</p>	
DIAS			
Aspect		Pretest Score	Posttest Score
Pronunciation		5	6
Vocabulary		5	5
Fluency		4	6
Grammar		2	3

No	Name	Script
4	Student EI	<p><b>Pretest:</b> My best friend name, best friend, nama teman saya, namanya Rina Putri Astia. She lives in Sambutan perumahan</p>

		<p>Ariasko. We became best friend waktu SMP sampai sekarang masih bertahan, walaupun jarang ada komunikasi and her birthday tanggal 13 February 2006. In my opinion sepertinya penting</p> <p><b>Posttest:</b> My best friend name is Rina Putri Astia, I always call her Nina. She's currently study at SMA Farmasi and her house is in Sambutan, her height is a 164 cm and she has 2 twin brothers and sisters. I really agree (refers to important to have a best friend) because in my opinion best friend are people who always there in joy and sorrowful willing to listen and keep our secret, lead us to the right path and support us to do something good</p>
EI		
Aspects	Pretest Score	Posttest Score
Pronunciation	5	6
Vocabulary	4	5
Fluency	4	7
Grammar	2	4

No	Name	Script	
5	Student FK	<p><b>Pretest:</b> I meet my friend di sekolah, ketemu di sekolah then I meet Farel in school. Mulai berteman sejak one years ago. Penting, karena memiliki sahabat itu penting karena bisa menambah teman dan pengalaman.</p> <p><b>Posttest:</b> My close friend his name is Raihan, he is a class X IPS 2. Since I meet him when I was in Junior high school. The first time I meet was when I was in grade 1 Junior high school and we were in the same class until grade 3 Junior high school. Because when we have friend we can complain problem to your friend</p>	
FK			
Aspects		Pretest Score	Posttest Score
Pronunciation		5	6
Vocabulary		4	5
Fluency		4	6
Grammar		2	3

No	Name	Script
6	Student FDS	<b>Pretest:</b> My friend name is



		<p>Fahruriza Kurniawan, I meet with Fahruriza on school. My hobby, hobi saya sama teman saya sama, playing game. Kalo menurut saya punya sahabat itu penting, soalnya kita harus bergaul sama orang lain</p> <p><b>Posttest:</b> My friend is Fahruriza from x ips 1 i met fahruriza in high school i also know her from my friend from elementary school, and also my hobby is the same as fahruriza and she is also a good person. Because when we have friends we can tell about our past and we can also play together and laugh together, because if we don't have friends we will be lonely.</p>
--	--	--

FDS		
Aspects	Pretest Score	Posttest Score
Pronunciation	5	6
Vocabulary	4	6
Fluency	5	6
Grammar	3	4

No	Name	Script
7	Student FDF	<b>Pretest:</b> I have 2 best friend

		<p>Dewi Risma and Epi Pania, saya awal kenal waktu MPLS kalo Dewi Risma itu udah dari SMP cuma kurang akrab baru akrab sekarang. Orangnya baik, kadang mereka mendengarkan ketika saya mengeluh, kadang ketika saya ingin meminta saran. Kalo menurut saya sendiri sahabat itu penting, kadang bisa mendengarkan bisa memahami kita ketika sedang memiliki masalah, mendengarkan keluh kesah.</p> <p><b>Posttest:</b> I have a close friend she is Alya Isnaini in class X SMA. Saya ketemu dia pada waktu zaman-zaman SMP kelas VII, shes's kind and beautiful, she's best listener. Dia adalah orang pertama yang menurut saya paling mengerti. Dia selalu mendengarkan ketika saya curhat meminta solusi dia juga selalu ngasih solusi ketika ada masalah, dia orang yang suka tidur. In my opinion, punya sahabat atau teman dekat itu penting karena</p>
--	--	---

		ketika kita ada masalah atau ketika kita ingin curhat maka mereka adalah pendengar yang baik tapi terkadang saya kurang setuju karena 1 sahabat takutnya yang lain tersinggung.
FDF		
Aspects	Pretest Score	Posttest Score
Pronunciation	4	4
Vocabulary	2	3
Fluency	3	4
Grammar	1	1

No	Name	Script
8	Student LYR	<p><b>Pretest:</b> Teman saya ada banyak, ada Sri, ada Nabila ada Ratu. Mereka semuanya asik, baik, tapi Pemi tidak bisa diam sama sekali, dia sering banyak ngomong terus dia juga toxic seperti berbicara yang brutal. Penting karena sahabat itu kita butuhkan saat kita lagi butuh.</p> <p><b>Posttest:</b> I have a lot friends in my class, there is Nia, Nabila, Tina , Sri, Agnes, Ratu, Pemi and Caca. As of them has</p>

		<p>different, like to be angry and they can be quiet but they are fun and sharing each other. Setuju, having friend really important because friendship can help restore various problems and have beautiful moment and when we need.</p>	
LYR			
	Aspects	Pretest Score	Posttest Score
	Pronunciation	4	6
	Vocabulary	2	5
	Fluency	3	6
	Grammar	1	3

No	Name	Script
9	Student MS	<p><b>Pretest:</b> I have a best friend, her name is Nabila Aprina. She's nice friend and she's pretty. Berteman almost one month, on years. Best friend is important because they can make us feel safe and then feel comfortable.</p> <p><b>Posttest:</b> My best friend is polite and hardworking person, we both are together at the time when we were discussing about personal life they share</p>

		<p>everything with me, they always help me anytime and anywhere and they are always having me. Yes, I agree that we have to get close friend or best friend because they bring more happiness into our life. Friendship have a huge impact on your mental health and happiness, developing close friendship can also have a powerful impact on your physical health.</p>
--	--	--

MS

Aspects	Pretest Score	Posttest Score
Pronunciation	5	6
Vocabulary	4	5
Fluency	4	6
Grammar	2	4

No	Name	Script
10	Student NAR	<p><b>Pretest:</b> So, before I story about my friend let me introduce myself my name is Nabila Aprina, I'm an ambivert, jadi punya banyak teman. So semuanya berteman tapi dalam istilah yang benar-benar bestfriend atau teman dekat itu ada Erin and Caca.</p>

		<p>Erin have a good habits, Caca we have same good habit juga. So Erin hobbies is playing game and listening to music, Caca hobbies is playing game and cooking. So we have same habits learning all about materi-materi sekolah. Jadi istilahnya mempelajari materi-materi sekolah sama-sama. Jadi dalam istilah kita punya hobi yang sama. So I think have a best friend or friend is good thing because everyday story about your problems and exchange about school to my friend, Jadi singkatnya have a good friend is a best thing.</p> <p><b>Posttest:</b> So I can answer the first question as I have a best friend she's good friend and intelligence person has a sweet smile. I can be friend with her because we have same taste in music, quotes, education and thoughts. I agree with this question. Yes I think having friend is a good thing because friend are people can consider as good people who can</p>
--	--	---

		always listen to good and difficult things and help us become better.
NAR		
Aspects	Pretest Score	Posttest Score
Pronunciation	6	7
Vocabulary	4	5
Fluency	6	7
Grammar	3	4

No	Name	Script
11	Student NM	<p><b>Pretest:</b> Her best friend is pretty, smart, independent and pintar public speaking. Her name Nabila Aprina.</p> <p>Ketemuanya juli saat pertama kali masuk sekolah. Menurut saya sahabat itu penting, karena tiap kali kita ingin bercerita belum tentu keluarga bisa mengerti lalu gunanya sahabat itu untuk menampung cerita kesedihan kita, tempat kita berkeluh kesah, bisa saja mereka bertukar pikiran satu sama lain karena kita seumuran jadi kita bisa mengerti.</p> <p><b>Posttest:</b> I have a lot good best</p>

		<p>friend, semuanya baik namun mungkin ada beberapa orang saja yang dekat dengan saya, mereka hamper semua di setengah kelas ini adalah teman-teman dekat saya. Mereka yang bisa menjadi tempat saya curhat dan berbagi cerita namun disini saya akan memberikan sedikit tentang teman saya. Yang pertama ada Nabila Mutiara. Itu tergantung masing-masing.</p>
NM		
Aspects	Pretest Score	Posttest Score
Pronunciation	2	5
Vocabulary	2	1
Fluency	1	5
Grammar	2	2

No	Name	Script
12	Student NAL	<p><b>Pretest:</b> I have close friend, her name Agnesia. She so kind, dia suka bantu, baik terus saya selalu bareng sama dia. Penting, because friend itu seperti yang selalu ada buat kita.</p> <p><b>Posttest:</b> I have friend name</p>



		<p>Agnesia and Elma, they are very kind and always accompany me when I'm in trouble. I think is important to have friend because friends are when we face difficult case and help see problem more clearly. With positive friendships life becomes more meaningful. Having a good friend can improve the quality of life.</p>
NAL		
Aspects	Pretest Score	Posttest Score
Pronunciation	4	5
Vocabulary	4	5
Fluency	5	6
Grammar	3	3

No	Name	Script
13	Student SR	<p><b>Pretest:</b> Yes, I'm punya friends. Her name Indah Ramadhani. Indah itu baik, bisa menjadi teman curhat, beautiful. Punya sahabat itu penting, karena bisa menjadi tempat curhat, teman dan sahabat itu berbeda, kalo teman lebih banyak, tapi kalau sahabat itu benar-benar real.</p>

		<b>Posttest:</b> I have a friend name Lisa Yusparina, Lisa is a good friend, Lisa always listen to my story, always to help and is always kind. Having friend is important	
SR			
	Aspects	Pretest Score	Posttest Score
	Pronunciation	5	6
	Vocabulary	4	5
	Fluency	4	5
	Grammar	1	3

No	Name	Script
14	Student SOR	<p><b>Pretest:</b> I have 2 best friend, kenal di sekolah, Ridho and Rico. They have a good personality, bisa bekerja sama, mereka salah satu orang yang paling dekat dengan saya. Important to have a bestfriend, karena sewaktu-waktu ketika kita sulit kemudian mereka ada</p> <p><b>Posttest:</b> My close friend name Ryan he is in class X IPS 2. I meet him when I was in Junior high school. Because when we have a friend we can</p>

		complain about a problem to our friend.	
SOR			
Aspects		Pretest Score	Posttest Score
Pronunciation		4	5
Vocabulary		3	5
Fluency		4	5
Grammar		2	3

No	Name	Script	
15	Student SNK	<p><b>Pretest:</b> My bestfriend is Abdurrahim, dia orangnya ramah, baik, sedikit angry and then orangnya selalu happy. Sahabatan dari awal pertama school. Penting karena disaat kita ada masalah disaat kita membutuhkan mungkin ada masalah bisa membantu.</p> <p><b>Posttest:</b> I have a friend name Abbdurrahim. I started to know him since the beginning of school at SMA 13, he is kind and friendly he also taught me many things. I'm glad to know him. I think friends are very important</p>	
SNK			
Aspects		Pretest Score	Posttest Score

Pronunciation	4	6
Vocabulary	2	5
Fluency	3	5
Grammar	2	4

## **Appendix 4. Lesson Plan**

### **RENCANA PELAKSANAAN PEMBELAJARAN (RPP)**

Nama Sekolah : SMAN 13 Samarinda  
Mata Pelajaran : Bahasa Inggris  
Kelas / Semester : X / 2  
Materi : Talking About Friend  
Aspek / Skill : Berbicara  
Alokasi Waktu : 25 menit (1x pertemuan)

#### **Kompetensi Dasar**

- 3.9 Menafsirkan fungsi sosial dan unsur kebahasaan lirik lagu terkait kehidupan remaja SMA/MA/SMK/MAK.
- 4.9 Menangkap makna terkait fungsi sosial dan unsur kebahasaan secara kontekstual lirik lagu terkait kehidupan remaja SMA/MA/SMK/MAK.

#### **A. Tujuan Pembelajaran**

1. Melalui lagu yang diputarkan siswa dapat menjelaskan arti dari persahabatan secara lisan dengan baik dan benar.
2. Melalui lagu siswa dapat menggunakan kosa kata yang tepat untuk menjelaskan arti persahabatan secara lisan.
3. Melalui lagu siswa dapat menggunakan pengucapan yang benar dan tepat dalam menjelaskan.

#### **B. Materi Pembelajaran**

**“You’ve Got A Friend”  
Song by James Taylor (1971)**

When you’re down and troubled  
And you need a helping hand

And nothing, nothing is going right  
Close your eyes and think of me  
And soon I will be there  
To brighten up even your darkest night  
You just call out my name  
And you know wherever I am  
I'll come running to see you again  
Winter, spring, summer or fall  
All you have to do is call  
And I'll be there, yeah, yeah, yeah.  
You've got a friend  
If the sky above you  
Should turn dark and full of clouds  
And that old north wind should begin to blow  
Keep your head together  
And call my name out loud yeah  
Soon I'll be knocking upon your door

You just call out my name  
And you know wherever I am  
I'll come running oh yes I will  
To see you again  
Winter, spring, summer or fall  
All you have to do is call  
And I'll be there, yeah, yeah, yeah.

Ain't it good to know that you've got a friend  
When people can be so cold  
They'll hurt you, and desert you  
And take your soul if you let them  
Oh yeah, but don't you let them

You just call out my name  
And you know wherever I am  
I'll come running to see you again  
Winter, spring, summer or fall  
All you have to do is call  
And I'll be there, yes I will.

You've got a friend  
You just call out my name  
And you know wherever I am  
I'll come running to see you again (oh baby don't you know)  
Winter, spring, summer or fall  
All you have to do is call  
Lord, I'll be there yes I will.  
You've got a friend

Oh, you've got a friend  
Ain'tit good to know you've got a friend  
Ain'tit good to know you've got a friend  
You've got a friend.

C. Metode Pembelajaran

Metode ceramah dan Tanya jawab

D. Media

1. Laptop
2. Speaker
3. Lagu

E. Langkah-langkah Pembelajaran

- Pre-activity (5 menit)
  1. Guru mengajak peserta didik untuk mengawali kegiatan dengan berdoa.
  2. Guru memeriksa kehadiran peserta didik.
  3. Guru membahas materi.
  
- Main Activity (15 menit)
  1. Siswa mendengarkan lagu terkait dengan penggunaan ungkapan dalam memperkenalkan diri dan sapaan kepada orang lain yang ditampilkan oleh guru.
  2. Guru menerangkan kalimat-kalimat yang dapat digunakan dalam menceritakan teman kepada orang lain.
  3. Siswa menuliskan hal yang belum diketahui berkaitan dengan menceritakan teman dalam bahasa Inggris yang didengarnya.
  4. Siswa mengucapkan ungkapan-ungkapan yang digunakan untuk menceritakan teman dan responnya dengan pengucapan dan intonasi yang tepat didepan kelas.

5. Guru memberikan umpan balik kepada peserta didik tentang percakapan yang telah dilakukan/dipraktikkan.
- Post-activity (5 menit)
    1. Guru dan peserta didik membuat ringkasan bahan yang sudah dipelajari pada pertemuan ini.
    2. Guru menanyakan kesulitan siswa.
    3. Siswa saling memberikan umpan balik hasil evaluasi pembelajaran yang telah dicapai.
    4. Guru menjelaskan rencana kegiatan pembelajaran yang akan datang.
    5. Guru mengakhiri pelajaran dengan berdoa.

#### F. Sumber Belajar

1. Kementerian Pendidikan dan Kebudayaan Republik Indonesia. 2017. Buku Siswa mata Pelajaran Bahasa Inggris. Jakarta: Kementerian Pendidikan dan Kebudayaan.
2. Link Youtube: <https://www.youtube.com/watch?v=nKaWQxITsRM>

#### G. Evaluation

1. Could you tell me about your best friend or your close friend?
2. Some people think is very important to have best friend or close friend while the others feel it is not important to have close friend. Which do you agree with and why?



## Appendix 5. Lesson Plan

### RENCANA PELAKSANAAN PEMBELAJARAN (RPP)

Nama Sekolah : SMAN 13 Samarinda  
Mata Pelajaran : Bahasa Inggris  
Kelas / Semester : X / 2  
Materi : Greeting dan Introduction  
Aspek / Skill : Berbicara  
Alokasi Waktu : 25 menit (1x pertemuan)

#### Kompetensi Inti dan Kompetensi Dasar

<b>Kompetensi Inti</b>	<b>Kompetensi Dasar</b>
1. Menghargai dan menghayati ajaran agama yang dianutnya	
2. Menghargai dan menghayati perilaku jujur, disiplin, tanggungjawab, peduli (toleransi, gotong royong, santun, percaya diri, dalam berinteraksi secara efektif dengan lingkungan social dan alam dalam jangka pergaulan dan keberadaannya	2.1 Menunjukkan perilaku jujur dan percaya diri dalam berkomunikasi dengan lingkungan sosial sekitar rumah dan sekolah 2.2 Menghargai dan menunjukkan perilaku motivasi internal untuk pengembangan kemampuan berbahasa
3. Memahami pengetahuan (faktual, konseptual, dan procedural) berdasarkan rasa ingin tahunya tentang ilmu pengetahuan, teknologi, seni, budaya terkait fenomena dan	3.1 Mengenal berbagai cara berbeda dalam membuka percakapan (menyapa, memperkenalkan diri, menginisiasi topik percakapan)

kejadian tampak mata	
4. Mencoba, mengolah, dan menyaji dalam ranah konkret (menggunakan, mengurai, merangkai, memodifikasi, dan membuat) dan ranah abstrak (menulis, membaca, menghitung, menggambar, dan mengarang) sesuai dengan yang dipelajari di sekolah dan sumber lain yang sama dalam sudut pandang/ teori	4.1 Membuka dan menutup percakapan interpersonal dengan ungkapan bervariasi melalui kegiatan menyimak dan berbicara

#### A. Tujuan Pembelajaran

1. Siswa mendengarkan lagu terkait dengan penggunaan ungkapan dalam memperkenalkan diri dan sapaan kepada orang lain yang ditampilkan oleh guru.
2. Melalui lagu yang diputarkan siswa dapat menyusun teks sapaan dan perkenalan diri secara lisan dengan tepat.
3. Siswa menuliskan hal yang belum diketahui berkaitan dengan menceritakan teman dalam bahasa Inggris yang didengarnya.
4. Dengan mendengarkan lagu siswa dapat menggunakan pengucapan yang benar dan tepat dalam menyusun teks lisan sapaan dan perkenalan diri dengan benar.
5. Guru memberikan umpan balik kepada peserta didik tentang percakapan yang telah dilakukan/dipraktikkan.

## B. Materi Pembelajaran

Teks lisan sederhana untuk menyatakan, menanyakan, dan merespon sapaan dan perkenalan diri.

### 1. Ungkapan sapaan

Hello/hi

How are you?

How's life

Good morning/afternoon/evening/night/nice to meet you

### 2. Ungkapan perkenalan diri

My name is...

You can call me...

I am...years old

I am From...

I live on...

I like...

### 3. Respon sapaan dan perkenalan diri

Thank you

I am fine

Thanks

Nice to meet you too

### 4. Unsur kebahasaan

Kosa kata,

Tata bahasa (be, have, kata ganti I, he, she, they; kata ganti kepunyaan my, your, his, their),

Ucapan,

Tekanan kata,

Dan intonasi.

## **Show Yourself**

**Song by Idina Menzel & Evan Rachel Wood (2019)**

Every inch of me is trembling  
But not from the cold  
Something is familiar  
Like a dream I can reach but not quite hold  
I can sense you there  
Like a friend I've always known  
I'm arriving  
And it feels like I am home

I have always been a fortress  
Cold secrets deep inside  
You have secrets, too  
But you don't have to hide

Show yourself  
I'm dying to meet you  
Show yourself  
It's your turn  
Are you the one I've been looking for  
All of my life?  
Show yourself  
I'm ready to learn  
Ah ah ah ah Ah ah ah ah ah

I've never felt so certain  
All my life I've been torn  
But I'm here for a reason  
Could it be the reason I was born?

I have always been so different

Normal rules did not apply

Is this the day?

Are you the way?

I finally find out why!

Show yourself

I'm no longer trembling

Here I am

I've come so far

You are the answer I've waited for

All of my life

Oh, show yourself

Let me see who you are

Come to me now

Open your door

Don't make me wait

One moment more

Oh, come to me now

Open your door

Don't make me wait

One moment more

**Makna Lagu:** Lagu 'Show Yourself' adalah tentang pencarian jati diri positif dari diri seseorang yang selama ini terpendam karena berbagai hal. Tunjukkan dirimu, mungkin saja hal yang selama ini terasa hilang adalah jati diri positif yang terus terhalang dengan berbagai berbagai hal, entah itu ketakutan,

keraguan, lingkungan yang negatif dan masih banyak lagi. Yakinlah kalau semakin hari, kamu bisa menjadi pribadi yang lebih baik dan positif.

#### C. Metode Pembelajaran

Metode langsung

#### D. Media

1. Laptop
2. Speaker
3. Lagu

#### E. Langkah-langkah Pembelajaran

- Pre-activity (5 menit)
  1. Guru mengajak peserta didik untuk mengawali kegiatan dengan berdoa.
  2. Guru memeriksa kehadiran peserta didik.
  3. Guru membahas materi pada pertemuan sebelumnya.
  4. Guru menjelaskan pentingnya materi yang akan dipelajari.
  5. Guru mempersiapkan lagu terkait materi yang akan dipelajari.
- Main Activity (15 menit)
  1. Siswa mendengarkan lagu berkaitan sapaan dan perkenalan diri.
  2. Siswa mendengarkan lagu terkait dengan penggunaan ungkapan dalam memperkenalkan diri dan sapaan kepada orang lain yang diputarkan oleh guru.
  3. Guru menerangkan kalimat-kalimat yang dapat digunakan dalam memperkenalkan diri dan sapaan kepada orang lain.
  4. Siswa menuliskan hal yang belum diketahui berkaitan dengan berkomunikasi dalam bahasa Inggris yang ditontonnya.

5. Siswa mengucapkan ungkapan-ungkapan yang digunakan untuk memperkenalkan diri dan responnya dengan pengucapan dan intonasi yang tepat didepan kelas.
  6. Guru memberikan umpan balik kepada peserta didik tentang percakapan yang telah dilakukan/dipraktikkan.
- Post-activity (5 menit)
    1. Guru dan peserta didik membuat ringkasan bahan yang sudah dipelajari pada pertemuan ini.
    2. Guru menanyakan kesulitan siswa.
    3. Siswa saling memberikan umpan balik hasil evaluasi pembelajaran yang telah dicapai.
    4. Guru menjelaskan rencana kegiatan pembelajaran yang akan datang.
    5. Guru mengakhiri pelajaran dengan berdoa.

#### F. Sumber Belajar

1. Kementerian Pendidikan dan Kebudayaan Republik Indonesia. 2017.  
Buku Siswa mata Pelajaran Bahasa Inggris. Jakarta: Kementerian Pendidikan dan Kebudayaan.

#### G. Evaluation

1. How do you introduce yourself to other people?
2. Is there any difference in greeting someone? Why and explain.

## **Appendix 6. Lesson Plan**

### **RENCANA PELAKSANAAN PEMBELAJARAN (RPP)**

Nama Sekolah	: SMAN 13 Samarinda
Mata Pelajaran	: Bahasa Inggris
Kelas / Semester	: X / 2
Materi	: Tempat Wisata dan Bangunan Bersejarah Nasional
Aspek / Skill	: Berbicara
Alokasi Waktu	: 25 menit (1x pertemuan)

#### **Kompetensi Dasar**

3.4 Membedakan fungsi sosial, struktur teks, dan unsur kebahasaan beberapa teks deskriptif lisan dan tulis dengan memberi dan meminta informasi terkait tempat wisata dan bangunan bersejarah terkenal, pendek dan sederhana, sesuai dengan konteks penggunaannya.

4.1.1 Menangkap makna secara kontekstual terkait fungsi sosial, struktur teks, dan unsur kebahasaan teks deskriptif, lisan dan tulis, pendek dan sederhana terkait tempat wisata dan bangunan bersejarah terkenal.

4.1.2 Menyusun teks deskriptif lisan dan tulis, pendek dan sederhana, terkait tempat wisata dan bangunan bersejarah terkenal, dengan memperhatikan fungsi sosial, struktur teks, dan unsur kebahasaan, secara benar dan sesuai konteks.



#### A. Tujuan Pembelajaran

1. Mengidentifikasi makna, fungsi sosial, struktur teks, dan unsur kebahasaan pada teks deskriptif sederhana lisan dan tulis tentang tempat wisata dan bangunan bersejarah sesuai dengan penggunaan.
2. Menjelaskan isi deskripsi lisan dan tulis tentang tempat wisata dan bangunan bersejarah dengan memperhatikan tujuan komunikasi, struktur teks, dan unsur kebahasaan teks deskriptif sesuai konteks penggunaan.
3. Mendeskripsikan secara lisan dan tulis tempat wisata atau bangunan bersejarah dengan memperhatikan fungsi sosial, struktur teks, dan unsur kebahasaan teks deskripsi secara benar sesuai konteks penggunaan.

#### B. Materi Pembelajaran

##### **VISITING NIAGARA FALLS**

Niagara Falls is the collective name for three waterfalls that cross the international border between the Canadian province of Ontario and the USA's state of New York. They form the southern end of the Niagara Gorge. From largest to smallest, the three waterfalls are the Horseshoe Falls, the American Falls and the Bridal Veil Falls. The Horseshoe Falls lie on the Canadian side and the American Falls on the American side. They are separated by Goat Island. The smaller Bridal Veil Falls are also located on the American side, separated from the other waterfalls by Luna Island. There are various attractions that people can enjoy in Niagara Falls, six of them are described here.

The first to enjoy in Niagara Falls is **Cave of the Winds**. This attraction helps people get closer to the falls and go face-to-face with the pounding

waters of the Falls. People can get soaked on the Hurricane Deck where they are just feet from the thundering waters. Waterproof clothing and sandals are provided. A trip at night when the Falls are illuminated in a rainbow of color is really amazing.

The second charm is **Maid of the Mist Boat Tour**. It is a world-famous scenic boat tour of the American and Canadian Falls for about a half-hour ride. People may access the tour via the Observation Tower elevator at Prospect Point in the state park. The boat operates mid-May until late October.

The next to visit in Niagara Falls is **Niagara Adventure Theater**. Here tourists may enjoy the most powerful and involving film experience that brings reality to life on a 45 foot screen. Audience members are given the privilege to discover the thundering Falls from a completely new and exhilarating perspective, and plunge over them. The theater shows hourly and free multi-language headsets are made available.

**Niagara Science Museum** is another place to visit. It is a sanctuary for the preservation and appreciation of old science instruments and philosophical apparatus.

The fifth point of interest is **Niagara's Wax Museum of History**. Here, life-size wax figures portraying dramatic history of Niagara Falls are presented to guests. They can see Fort Niagara Scene, Indian Village, old store, blacksmith and barber shop scenes and how electricity is made. Wax figures of Julia Roberts, Princess Diana and many more are displayed here, too.

Finally, people can also enjoy **Rainbow Air Helicopter Tours** above and around the American and Canadian Falls. The tours start from downtown, next to the entrance to the Rainbow Bridge, and open from 9am to dusk when weather permits. The tours operate every day from second weekend in May until October 31st.

The Niagara Falls are renowned both for their beauty and as a valuable source of hydroelectric power. Managing the balance between

recreational, commercial, and industrial uses has been a challenge for the stewards of the falls since the 19th century.

**“Don’t Go Near the Water”**

**The Beach Boys (1971)**

Don't go near the water  
Don't you think it's sad  
What's happened to the water  
Our water's going bad

Oceans, rivers, lakes and streams  
Have all been touched by man  
The poison floating out to sea  
Now threatens life on land

Don't go near the water  
Ain't it sad  
What's happened to the water  
It's going bad

Don't go near the water  
Don't go near the water

Toothpaste and soap will make our oceans a bubble bath  
So let's avoid an ecological aftermath  
Beginning with me  
Beginning with you

Don't go near the water

To do it any wrong  
To be cool with the water  
Is the message of this song

Let's all help the water  
Right away  
Do what we can and ought to  
Let's start today

C. Metode Pembelajaran

Metode ceramah, Tanya jawab

D. Media

1. Laptop
2. Speaker
3. Lagu

E. Langkah-langkah Pembelajaran

- Pre-activity (5 menit)
  1. Guru mengajak peserta didik untuk mengawali kegiatan dengan berdoa.
  2. Guru memeriksa kehadiran peserta didik.
  3. Guru membahas materi pada pertemuan sebelumnya.
  4. Guru menjelaskan pentingnya materi yang akan dipelajari.
  5. Guru mempersiapkan lagu terkait materi yang akan dipelajari.
- Main Activity (15 menit)
  1. Siswa mendengarkan lagu tempat wisata dan bangunan bersejarah nasional.

2. Siswa mendengarkan lagu terkait dengan penggunaan ungkapan dalam memperkenalkan tempat wisata dan bangunan bersejarah nasional yang diputarkan oleh guru.
  3. Siswa mengucapkan ungkapan-ungkapan yang digunakan untuk memperkenalkan tempat wisata dan bangunan bersejarah nasional dan responnya dengan pengucapan dan intonasi yang tepat didepan kelas.
  4. Guru memberikan umpan balik kepada peserta didik tentang percakapan yang telah dilakukan/dipraktikkan.
- Post-activity (5 menit)
    1. Guru dan peserta didik membuat ringkasan bahan yang sudah dipelajari pada pertemuan ini.
    2. Guru menanyakan kesulitan siswa.
    3. Siswa saling memberikan umpan balik hasil evaluasi pembelajaran yang telah dicapai.
    4. Guru menjelaskan rencana kegiatan pembelajaran yang akan datang.
    5. Guru mengakhiri pelajaran dengan berdoa.

#### F. Sumber Belajar

1. Kementerian Pendidikan dan Kebudayaan Republik Indonesia. 2017. Buku Siswa mata Pelajaran Bahasa Inggris. Jakarta: Kementerian Pendidikan dan Kebudayaan.

#### G. Evaluation

1. Tell me about a country you really want to visit.
2. Tell me about a historical building that has caught your attention recently.

## **Appendix 7. Lesson Plan**

### **RENCANA PELAKSANAAN PEMBELAJARAN (RPP)**

Nama Sekolah	: SMAN 13 Samarinda
Mata Pelajaran	: Bahasa Inggris
Kelas / Semester	: X / 2
Materi	: Congratulating and Complimenting Others
Aspek / Skill	: Berbicara
Alokasi Waktu	: 25 menit (1x pertemuan)

#### **Kompetensi Dasar**

- 3.2 Menerapkan fungsi sosial, struktur teks, dan unsur kebahasaan teks interaksi interpersonal lisan dan tulis yang melibatkan tindakan memberikan ucapan selamat dan memuji bersayap (extended), serta menanggapi, sesuai dengan konteks penggunaannya.
- 4.2 Menerapkan fungsi sosial, struktur teks, dan unsur kebahasaan teks interaksi interpersonal lisan dan tulis yang melibatkan tindakan memberikan ucapan selamat dan memuji bersayap (extended), serta menanggapi, sesuai dengan konteks penggunaannya.

#### **A. Tujuan Pembelajaran**

1. Mengidentifikasi fungsi sosial, struktur teks, dan unsur kebahasaan pada ungkapan ucapan selamat dan pujian bersayap serta responnya.
2. Merespon ucapan selamat dan pujian bersayap dengan menggunakan struktur teks dan unsur bahasa yang tepat sesuai dengan tujuan dan konteks penggunaan.
3. Memberikan ucapan selamat dan pujian bersayap dengan menggunakan struktur teks dan unsur bahasa yang tepat sesuai dengan tujuan dan konteks penggunaan.

## B. Materi Pembelajaran

Congratulating (Congratulation) adalah memberi ucapan selamat kepada orang lain atas prestasi dan kebahagiaan yang diraih. Contohnya: Juara lomba di sekolah, di luar sekolah, kelulusan, pindah rumah, kenaikan jabatan (promotion), mendapatkan momongan/bayi, pernikahan, dan lain-lain.

### 1. Congratulating

- Congratulations!
- Congratulations, Shidqi!
- Congratulations for winning the bike race!
- Congratulations Zahra to become the champion of the English speech contest.
- Congratulation on your graduation!
- That's great
- Well done!
- Wow, you made such wonderful handycraft.

### 2. Responses

- Thank you
- Thank you very much
- Thanks a lot
- Thank you so much
- Thanks for saying so
- It's very kind of you to say so
- This is because you're always with me.
- I'm glad you think so

## **Complimenting**

Compliment is an expression to appreciate or praise other people. Compliment is useful to give encouragement so that people will keep on doing their best and even improve their performance.

(Compliment adalah sebuah ungkapan untuk mengapresiasi atau memuji orang lain. Pujian atau apresiasi sangat penting untuk memberikan semangat kepada orang lain sehingga mereka akan tetap konsisten mempertahankan prestasi dan meningkatkan kemampuannya.)

### **1. Complimenting**

#### **What a ...**

- What a nice dress!
- What a wonderful performance!
- What a clever boy you are!
- What a kind boy he is!

#### **What ...**

- What big houses you have!
- What expensive cars!

#### **How ...**

- How beautiful she is!
- How handsome!
- How comfortable motorcycle it is!
- How cheap the computers are!

#### **You look ...**

- You look gorgeous!
- You look nice with that t-shirt.



## **2. Responses**

Thanks

Thank you

Thanks for your appreciation

Thank you very much

It's very kind of you to say that

I'm glad you like it

### **“The Perfect Fan”**

#### **Backstreet Boys (1999)**

It takes a lot to know what is love  
It's not the big things, but the little things  
That can mean enough  
A lot of prayer to get me through  
And there is never a day that passes by  
I don't think of you  
You were always there for me  
Pushing me and guiding me  
Always to succeed  
You showed me  
When I was young just how to grow  
You showed me  
Everything that I should to know  
You showed me  
Just how to walk without your hands  
'Cause mom you always were  
The perfect fan

God has been so good  
Blessing me with a family

Who did all they could  
And I've had many years or grace  
And it flatters me when I see  
A smile on your face  
I wanna thank you for what you've done  
In hopes I can give back to you  
And be the perfect son

You showed me  
When I was young just how to grow  
You showed me  
Everything that I should know  
You showed me  
Just how to walk without your hands  
'Cause mom you always were  
The perfect fan

You showed me how to love  
(You showed me how to love)  
You showed me how to care  
(You showed me how to care)  
And you showed me that  
You will always (always) be there (be there)  
I wanna thank you for that time  
And I'm proud to say you're mine  
You showed me (you showed me!)  
When I was young just how to grow (to grow)  
You showed me  
Everything that I should know  
You showed me  
Just how to walk without your hands

'Cause mom you always were  
The perfect fan

'Cause mom you always were  
Mom you always were  
(Mom you always were)  
You know you always were

'Cause mom you always were  
The perfect fan  
I love you, mom

### C. Metode Pembelajaran

Metode langsung, Tanya Jawab

### D. Media

1. Laptop
2. Speaker
3. Lagu

### E. Langkah-langkah Pembelajaran

- Pre-activity (5 menit)
  1. Guru mengajak peserta didik untuk mengawali kegiatan dengan berdoa.
  2. Guru memeriksa kehadiran peserta didik.
  3. Guru membahas materi pada pertemuan sebelumnya.
  4. Guru menjelaskan pentingnya materi yang akan dipelajari.
  5. Guru mempersiapkan lagu terkait materi yang akan dipelajari.
- Main Activity (15 menit)
  1. Siswa mendengarkan lagu tentang memberikan ucapan selamat dan memuji.

2. Siswa mendengarkan lagu terkait dengan penggunaan ungkapan dalam memberikan ucapan selamat dan memuji yang diputar oleh guru.
  3. Guru menerangkan kalimat-kalimat yang dapat digunakan dalam memberikan ucapan selamat dan memuji kepada orang lain.
  4. Siswa menuliskan hal yang belum diketahui berkaitan dengan memberikan ucapan selamat dan memuji yang didengarnya.
  5. Siswa mengucapkan ungkapan-ungkapan yang digunakan untuk memberikan ucapan selamat dan memuji dan responnya dengan pengucapan dan intonasi yang tepat didepan kelas.
  6. Guru memberikan umpan balik kepada peserta didik tentang percakapan yang telah dilakukan/dipraktikkan.
- Post-activity (5 menit)
    1. Guru dan peserta didik membuat ringkasan bahan yang sudah dipelajari pada pertemuan ini.
    2. Guru menanyakan kesulitan siswa.
    3. Siswa saling memberikan umpan balik hasil evaluasi pembelajaran yang telah dicapai.
    4. Guru mengakhiri pelajaran dengan berdoa.

#### F. Sumber Belajar

1. Kementrian Pendidikan dan Kebudayaan Republik Indonesia. 2017. Buku Siswa mata Pelajaran Bahasa Inggris. Jakarta: Kementerian Pendidikan dan Kebudayaan.

#### G. Evaluation

1. Give me example about complimenting.
2. Give me example how to respond complimenting.

## Appendix 8. Documentation











**UMKT**  
Program Studi  
**Pendidikan Bahasa Inggris**  
Fakultas Keguruan dan Ilmu Pendidikan

Telp. 0541-748511 Fax.0541-766832

Website <http://pbi.umkt.ac.id>

email [pbi@umkt.ac.id](mailto:pbi@umkt.ac.id)



بِسْمِ اللَّهِ الرَّحْمَنِ الرَّحِيمِ

Nomor : 298-3/FKIP.1/TGS/B/2022  
Lampiran : -  
Perihal : Surat Permohonan Ijin Penelitian Mahasiswa

**Kepada**  
**Kepala Sekolah**  
**SMA Negeri 13 Samarinda**  
**Di -**  
**T e m p a t**

*Assalamu'alaikum Warahmatullahi Wabaraakatuh*

Puji syukur kepada Allah SWT yang senantiasa melimpahkan Rahmat-Nya dan semoga kita selalu sehat dan mendapat bimbingan serta ridho Allah Subhanahu Wata 'Ala dalam melakukan aktivitas sehari-hari. Aamiin.

Dalam rangka mendukung Tri Dharma Perguruan Tinggi dilingkungan Prodi Bahasa Inggris Universitas Muhammadiyah Kalimantan Timur, kami memohon ijin atas nama :

1. Farra Indah Wulansari 1811102421010

Untuk melakukan penelitian yang berhubungan dengan bahan penulisan Tugas Akhir Mahasiswa tersebut .

Demikian surat permohonan ini dibuat agar dapat dipergunakan sebagaimana mestinya, atas perhatian dan kerjasamanya diucapkan terimakasih.

*Wassalamu'alaikum Warahmatullahi Wabaraakatuh*

Samarinda, 30 Maret 2022 M

27 Rajab 1443 H

Ketua Prodi Pendidikan Bahasa Inggris



**Khusnul Khatimah S.Pd., M.Pd.**  
NIDN. 1128068901





**PEMERINTAH PROVINSI KALIMANTAN TIMUR  
DINAS PENDIDIKAN DAN KEBUDAYAAN  
SMA NEGERI 13 SAMARINDA**

**TERAKREDITASI A**

Alamat: Jl. D.I. Panjaitan RT 17 Gunung Lingai-Sungai Pinang-Samarinda-KAL-TIM  
Website : <https://hellosmagas.tumblr.com> Email : [smn\\_tigabelas@yahoo.com](mailto:smn_tigabelas@yahoo.com)  
NSS : 302116606048 NIS : 300730 NPSN : 30404267

**SURAT KETERANGAN**

**No : 438.B / 216.B / DP-SMAN.13.SMD / VI / 2022**

Kepala SMA Negeri 13 Samarinda menerangkan bahwa :

Nama : Farra Indah Wulansari  
NIM : 1811102421010  
Universitas : Universitas Muhammadiyah Kalimantan Timur  
Fakultas : Keguruan dan Ilmu Pendidikan  
Program Studi : Pendidikan Bahasa Inggris  
Jenjang : Strata Satu (S 1)

yang bersangkutan telah melaksanakan penelitian di SMA Negeri 13 Samarinda pada tanggal 9 s.d 15 Juni 2022 dalam rangka penulisan skripsi dengan judul *The Use of English Songs to Improve Students' Speaking Ability on Tenth Grade Of SMAN 13 Samarinda*

Demikian Surat Keterangan ini disampaikan untuk dapat dipergunakan sebagaimana mestinya.



Samarinda, 30 Juni 2022






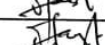





Kepala Sekolah,

**Arnuji Umar, M. Pd**


NIP. 196810081995011001

**JADWAL BIMBINGAN SKRIPSI**

Nama Mahasiswa : Farra Indah Wulansari  
 NIM : 1811102421010  
 Program Studi : Pendidikan Bahasa Inggris  
 Judul : The use of English Songs to Improve Students' Speaking Ability on Tenth Grade of SMAN 13 Samarinda

NO	TANGGAL	MATERI BIMBINGAN	T. TANGAN PEMBIMBING
1	3 Februari 2022	Penentuan judul skripsi	
2	9 Februari 2022	Bimbingan pembuatan bab I & II	
3	18 Februari 2022	Bimbingan pembuatan bab III	
4	20 Maret 2022	Revisi Proposal	
5	24 Maret 2022	Uji Pembimbing persiapan Seminar	
6	25 Maret 2022	Evaluasi Proposal	
7	4 April 2022	Konsultasi Sampel penelitian	
8	11 April 2022	Revisi Skripsi	
9	09 Juni 2022	Persiapan seminar hasil	
10	12 Juli 2022	Uji Pembimbing Persiapan Seminar hasil	
11	15 Juli 2022	Evaluasi Seminar hasil	
12			
13			
14			
15			

Ketua Program Studi  
  
 Khusnul Khatimah, S.Pd., M.Pd

Dosen Pembimbing Skripsi  
  
 Sunarti, S.Pd., M.Pd

## LEMBAR REVISI

Nama Mahasiswa : Farra Indah Wulansari  
NIM : 1811102421010  
Judul Skripsi : The Use Of English Songs to Improve Students Speaking Ability on tenth  
Grade of SMAN 13 Samannda  
Tanggal Ujian : 13-07-2022  
Pembahas : Sudarmar

NO	BAB/HALAMAN	URAIAN	REKOMENDASI
1.	1-5	Revisi gambar Laporan / Skripsi	Revisi: mayor
2.	Daftar isi	revisi di judul bab	
3.	Daftar tabel	penomoran tabel, dicek lagi.	

Penguji I  
  
(Sudarmar)

## LEMBAR REVISI

Nama Mahasiswa : Firma Indah Wiliansari  
NIM : 1011102421010  
Judul Skripsi : The Use of English Songs to Improve Student Speaking Ability at High Grade of SMPN 13 Samarinda  
Tanggal Ujian : 13-07-22  
Pembahas : Mubrahim

NO	BAB/HALAMAN	URAIAN	REKOMENDASI
1.		Perhatikan grammatical chapter I, III, IV. Perhatikan past tense berkaitan dengan kejadian yang sudah dilaksanakan	REVISI
2.		Penulisan finding terbalk dengan discussion.	
3.	Chapter III	jarah antar paragraf	
4.	Cover	University Muhammadiyah Kalimantan Timur	

Penguji I  
  
(Mubrahim...)

THE USE OF ENGLISH SONGS  
TO IMPROVE STUDENTS'  
SPEAKING ABILITY ON TENTH  
GRADE OF SMAN 13  
SAMARINDA

*by* 1 1

---

**Submission date:** 15-Jun-2023 09:34PM (UTC+0500)

**Submission ID:** 2116730518

**File name:** UDENTS\_SPEAKING\_ABILITY\_ON\_TENTH\_GRADE\_OF\_SMAN\_13\_SAMARINDA.docx (477.3K)

**Word count:** 5444

**Character count:** 28504

# THE USE OF ENGLISH SONGS TO IMPROVE STUDENTS' SPEAKING ABILITY ON TENTH GRADE OF SMAN 13 SAMARINDA

## ORIGINALITY REPORT

**26%**

SIMILARITY INDEX

**24%**

INTERNET SOURCES

**8%**

PUBLICATIONS

**11%**

STUDENT PAPERS

## PRIMARY SOURCES

<b>1</b>	<b>eprints.iain-surakarta.ac.id</b> Internet Source	<b>1%</b>
<b>2</b>	<b>repo.uinsatu.ac.id</b> Internet Source	<b>1%</b>
<b>3</b>	<b>digilib.uinsby.ac.id</b> Internet Source	<b>1%</b>
<b>4</b>	<b>geej.stkipgetsempena.ac.id</b> Internet Source	<b>1%</b>
<b>5</b>	<b>repository.uhn.ac.id</b> Internet Source	<b>1%</b>
<b>6</b>	<b>digilib.ikipgriptk.ac.id</b> Internet Source	<b>1%</b>
<b>7</b>	<b>Submitted to Universitas Muhammadiyah Makassar</b> Student Paper	<b>1%</b>
<b>8</b>	<b>digilib.iain-palangkaraya.ac.id</b> Internet Source	<b>1%</b>