

Lampiran 1 Data Excel Indeks Harga Saham Gabungan Periode 2014-2023

Periode	Triwulan I	Triwulan II	Triwulan III	Triwulan IV	Rata-rata
2014	4768,28	4878,6	5137,6	5226,95	5002,8575
2015	5518,8	4910,7	4223,9	4593,01	4811,6025
2016	4845,37	5016,6	5364,8	5296,71	5130,87
2017	5568,11	5829,71	5900,85	6355,65	5913,58
2018	6188,99	5799,24	5976,55	6194,5	6039,82
2019	6468,8	6358,63	6169,1	6299,5	6324,0075
2020	4538,93	4905,4	4870,04	5979,07	5073,36
2021	5985,52	5985,49	6286,94	6581,48	6209,8575
2022	7071,44	6911,58	7040,8	6850,62	6968,61
2023	6805,28	6661,88	6939,89	7272,8	6919,9625

Lampiran 2 Data Excel Produk Domestik Bruto Periode 2014-2023

Periode	Triwulan I	Triwulan II	Triwulan III	Triwulan IV	Jumlah	Rata-Rata
2014	2.058.584,90	2.137.385,60	2.207.343,60	2.161.552,50	8.564.866,60	2.141.216,65
2015	2.158.040,00	2.238.704,40	2.312.843,50	2.272.929,20	8.982.517,10	2.245.629,28
2016	2.264.721,00	2.355.445,00	2.429.260,60	2.385.186,80	9.434.613,40	2.358.653,35
2017	2.378.146,40	2.473.512,90	2.552.296,90	2.508.971,90	9.912.928,10	2.478.232,03
2018	2.498.697,50	2.603.852,60	2.684.332,20	2.638.969,60	10.425.851,90	2.606.462,98
2019	2.625.180,50	2.735.414,10	2.818.812,70	2.769.748,10	10.949.155,40	2.737.288,85
2020	2.703.027,10	2.589.769,20	2.720.481,30	2.709.721,70	10.722.999,30	2.680.749,83
2021	2.684.445,50	2.773.065,20	2.816.492,10	2.846.056,90	11.120.059,70	2.780.014,93
2022	2.819.332,70	2.924.441,40	2.977.924,90	2.988.548,90	11.710.247,90	2.927.561,98
2023	2.961.539,60	3.075.776,60	3.124.992,90	3.139.084,50	12.301.393,60	3.075.348,40

Lampiran 3 Data Excel Tingkat Suku Bunga Periode 2014-2023

Periode	Triwulan I	Triwulan II	Triwulan III	Triwulan IV	Rata-Rata
2014	7,5	7,5	7,5	7,7	7,55
2015	7,6	7,5	7,5	7,5	7,53
2016	7	6,7	5,6	4,75	6,01
2017	4,75	4,75	4,5	4,25	4,56
2018	4,25	4,75	5,5	6	5,13
2019	6	6	5,5	5	5,63
2020	4,75	4	4	4	4,19
2021	3,5	3,5	3,5	3,5	3,50
2022	3,5	3,5	4	5	4,00
2023	5,75	5,75	5,75	6	5,81

Lampiran 4 Hasil Analisis Regresi

Lampiran 4.1 Uji Normalitas

One-Sample Kolmogorov-Smirnov Test

		Unstandardized Residual
N		37
Normal Parameters ^{a,b}	Mean	,0000000
	Std. Deviation	4,67749845
Most Extreme Differences	Absolute	,105
	Positive	,105
	Negative	-,086
Test Statistic		,105
Asymp. Sig. (2-tailed)		,200 ^{c,d}

- a. Test distribution is Normal.
- b. Calculated from data.
- c. Lilliefors Significance Correction.
- d. This is a lower bound of the true significance.

Lampiran 4.2 Tabel Statistik Deskriptif

Descriptive Statistics

	Mean	Std. Deviation	N
Unstandardized Residual	1,5248666	4,76254766	37
PDB	,7759	2,31330	37
SUKUBUNGA	5,2932	1,37872	37

Lampiran 4.3 Tabel Model Summary

Model Summary^b

Model	R	R Square	Adjusted R Square	Std. Error of the Estimate	Change Statistics			Sig. F Change	Durbin-Watson	
					R Square Change	F Change	df1			
1	,188 ^a	,035	-,021	4,81310620	,035	,624	2	34	,542	2,177

- a. Predictors: (Constant), SUKUBUNGA, PDB
- b. Dependent Variable: Unstandardized Residual

Lampiran 4.4 Tabel ANOVA

		ANOVA ^a				
Model		Sum of Squares	df	Mean Square	F	Sig.
1	Regression	28,903	2	14,452	,624	,542 ^b
	Residual	787,644	34	23,166		
	Total	816,547	36			

a. Dependent Variable: Unstandardized Residual



b. Predictors: (Constant), SUKUBUNGA, PDB

Lampiran 4.5 Tabel Coefficients



		Coefficients ^a									
Model		Unstandardized Coefficients		Standardized Coefficients Beta	t	Sig.	Correlations			Collinearity Statistics	
		B	Std. Error				Zero-order	Partial	Part	Tolerance	VIF
1	(Constant)	-1,380	3,180		-,434	,667					
	PDB	-,215	,349	-,105	-,617	,541	-,087	-,105	-,104	,988	1,012
	SUKUBUNGA	,580	,585	,168	,992	,328	,157	,168	,167	,988	1,012

a. Dependent Variable: Unstandardized Residual

Lampiran 5 Lembar Saran Penguji


 UMKT Program Studi Manajemen Fakultas Ekonomi, Bisnis dan Politik	Telp. 0541-748511 Fax 0541-766832 Website http://manajemen.umkt.ac.id email: manajemen@umkt.ac.id
	كَلِمَاتُ الْعِلْمِ رِيشَةٌ KALIMANTAN TIMUR Kalimantan Timur
LEMBAR SARAN DAN PERBAIKAN SEMINAR HASIL SKRIPSI	
Nama: Adam Rafly Rudina Judul: Pengaruh Produk Domestik Bruto dan Tingkat Suku Bunga Terhadap Indeks Harga Saham Gabungan di Bursa Efek Indonesia	NIM: 2011102431332
1) Intisari/Abstract	Jumlah data populasi dan sampel
2) I/Pendahuluan	Kepercayaan Reaktif, Later Berasang, R ²
3) II/Metode Penelitian	Pengujian R ²
4) III/Hasil Analisis dan Pembahasan	Pengaruh Aliran di Rebutasi, 0, Normalitas
5) Saran dan Perbaikan Lain	Pengujian H ₀
Penguji,  Praja Hadi Saputra, S.E., M.Sc., Ak., CA. NIDN. 1121049001	
Kampus 1 Jl. Ir. H. Juanda No.15 Samarinda Kampus 2 Jl. Pelita Person Mahakam Samarinda	

Lampiran 6 Lembar Saran Pembimbing

 UMKT Program Studi Manajemen Fakultas Ekonomi, Bisnis dan Politik	Telp. 0541-748511 Fax 0541-766832 Website http://manajemen.umkt.ac.id email: manajemen@umkt.ac.id
	كَلِمَاتُ الْعِلْمِ رِيشَةٌ KALIMANTAN TIMUR Kalimantan Timur
LEMBAR SARAN DAN PERBAIKAN SEMINAR HASIL SKRIPSI	
Nama: Adam Rafly Rudina Judul: Pengaruh Produk Domestik Bruto dan Tingkat Suku Bunga Terhadap Indeks Harga Saham Gabungan di Bursa Efek Indonesia	NIM: 2011102431332
1) Intisari/Abstract	Jumlah data dan sampel
2) I/Pendahuluan	Pengujian R ² , Adjusted R ²
3) II/Metode Penelitian	Pengujian R ² , Adjusted R ²
4) III/Hasil Analisis dan Pembahasan	Pengaruh Aliran di Rebutasi (CPOE), Tingkat Suku Bunga
5) Saran dan Perbaikan Lain	
Penguji,  Yulia Tri Kusumawati, S.E., M.Sc., Ak. NIDN. 1119079002	
Kampus 1 Jl. Ir. H. Juanda No.15 Samarinda Kampus 2 Jl. Pelita Person Mahakam Samarinda	


Lampiran 7 Bukti Turnitin

Adam Rafly
by Manajemen Universitas Muhammadiyah Kalimantan Timur


Yuli Tri K '22 / 07 / 21

Submission date: 21-Jul-2024 09:50PM (UTC+0800)
Submission ID: 2420002618
File name: Turnitin_Skripsi_Adam_Rafly_Rudina.pdf (691.38K)
Word count: 6833
Character count: 37832

Adam Rafly
ORIGINALITY REPORT



23% SIMILARITY INDEX	21% INTERNET SOURCES	15% PUBLICATIONS	11% STUDENT PAPERS
--------------------------------	--------------------------------	----------------------------	------------------------------

PRIMARY SOURCES

1	jurnal.undira.ac.id Internet Source	2%
2	123dok.com Internet Source	1%
3	dspace.uui.ac.id Internet Source	1%
4	Submitted to Universitas Pendidikan Indonesia Student Paper	1%
5	eprints.ums.ac.id Internet Source	1%
6	repository.ub.ac.id Internet Source	1%
7	docplayer.info Internet Source	1%
8	Submitted to Sriwijaya University Student Paper	1%
9	lib.unnes.ac.id Internet Source	1%