

LAMPIRAN

Lampiran 1 Sampel Penelitian

No.	Nama Perusahaan	Kode Saham
1	Kimia Farma.	KAEF
2	Kalbe Farma Tbk.	KLBF
3	Merck Tbk.	MEREK
4	Mitra Keluarga Karyasehat Tbk.	MIKA
5	Prodia Widyahusada Tbk.	PRDA
6	Darya-Varia Laboratoria Tbk.	DVLA
7	Pyridam Farma Tbk	PYFA
8	Sarana Meditama Metropolitan	SAME
9	Organon Pharma Indonesia Tbk.	SCPI
10	Industri Jamu dan Farmasi Sido	SIDO
11	Siloam International Hospitals	SILO
12	Tempo Scan Pacific Tbk.	TSPC

Lamiran 2 Analisis Statistik Deskriptif

. summ

Variable	Obs	Mean	Std. dev.	Min	Max
Kode	240	6.5	3.459267	1	12
Tahun	240	2020	1.417169	2018	2022
Kuartal	240	2.5	1.120371	1	4
lnprice	240	7.785458	1.097132	4.37	10.28
qdate	240	241.5	5.778332	232	251
PRICE	240	2606.208	1365.288	1200	4780
DER	240	62.09854	60.70648	12.82	232.63
EPS	240	13.82353	18.70928	.04	48.85
data_resid~1	240	-1.92e-07	59.572	-65.05362	176.0318

Lampiran 3 Pemilihan Model CEM dan FEM

. regress PRICE DER EPS i.Kode

Source	SS	df	MS	Number of obs	=	240
Model	314241188	13	24172399.1	F(13, 226)	=	41.62
Residual	131257712	226	580786.336	Prob > F	=	0.0000
				R-squared	=	0.7054
				Adj R-squared	=	0.6884
Total	445498900	239	1864012.13	Root MSE	=	762.09

PRICE	Coefficient	Std. err.	t	P> t	[95% conf. interval]	
DER	1.220671	1.211305	1.01	0.315	-1.166225	3.607567
EPS	10.98554	6.106274	1.80	0.073	-1.046977	23.01805
Kode						
2	-886.8816	316.3292	-2.80	0.005	-1510.213	-263.5498
3	1522.823	263.7336	5.77	0.000	1003.131	2042.514
4	-90.41157	327.2492	-0.28	0.783	-735.2615	554.4384
5	1707.645	289.4487	5.90	0.000	1137.282	2278.008
6	199.0115	279.4186	0.71	0.477	-351.5874	749.6104
7	570.492	249.2483	2.29	0.023	79.34419	1061.64
8	-945.5188	259.6462	-3.64	0.000	-1457.156	-433.8818
9	2273.202	271.4428	8.37	0.000	1738.32	2808.085
10	-858.3941	294.9601	-2.91	0.004	-1439.618	-277.1704
11	1768.904	282.9834	6.25	0.000	1211.281	2326.528
12	-1178.056	359.5987	-3.28	0.001	-1886.651	-469.4604
_cons	2038.313	255.8434	7.97	0.000	1534.169	2542.456

. testparm i.Kode

- (1) 2.Kode = 0
- (2) 3.Kode = 0
- (3) 4.Kode = 0
- (4) 5.Kode = 0
- (5) 6.Kode = 0
- (6) 7.Kode = 0
- (7) 8.Kode = 0
- (8) 9.Kode = 0
- (9) 10.Kode = 0
- (10) 11.Kode = 0
- (11) 12.Kode = 0

F(11, 226) = 47.08
 Prob > F = 0.0000

Lampiran 4 Pemilihan Model FEM dan REM

```
. xtreg PRICE DER EPS, fe
```

```
Fixed-effects (within) regression      Number of obs   =      240
Group variable: Kode                  Number of groups =      12

R-squared:                            Obs per group:
  Within = 0.0180                      min =          20
  Between = 0.0040                     avg =         20.0
  Overall = 0.0001                     max =          20

corr(u_i, Xb) = -0.1936                F(2,226)       =        2.07
                                        Prob > F        =       0.1288
```

PRICE	Coefficient	Std. err.	t	P> t	[95% conf. interval]	
DER	1.220671	1.211305	1.01	0.315	-1.166225	3.607567
EPS	10.98554	6.106274	1.80	0.073	-1.046977	23.01805
_cons	2378.548	125.0037	19.03	0.000	2132.226	2624.869
sigma_u	1218.0781					
sigma_e	762.09339					
rho	.71867949	(fraction of variance due to u_i)				

```
F test that all u_i=0: F(11, 226) = 47.08          Prob > F = 0.0000
```

```
. estimates store FEM
```

```
. xtreg PRICE DER EPS, re sa
```

```
Random-effects GLS regression        Number of obs   =      240
Group variable: Kode                  Number of groups =      12

R-squared:                            Obs per group:
  Within = 0.0178                      min =          20
  Between = 0.0021                     avg =         20.0
  Overall = 0.0000                     max =          20

corr(u_i, X) = 0 (assumed)           Wald chi2(2)   =        3.77
                                        Prob > chi2    =       0.1520
```

PRICE	Coefficient	Std. err.	z	P> z	[95% conf. interval]	
DER	1.321742	1.195889	1.11	0.269	-1.022157	3.665641
EPS	9.602546	5.869405	1.64	0.102	-1.901277	21.10637
_cons	2391.389	383.8609	6.23	0.000	1639.036	3143.742
sigma_u	1263.1352					
sigma_e	762.09339					
rho	.73313091	(fraction of variance due to u_i)				

```
. estimates store REM
```

. hausman FEM REM

	Coefficients		(b-B) Difference	sqrt(diag(V_b-V_B)) Std. err.
	(b) FEM	(B) REM		
DER	1.220671	1.321742	-.1010706	.1926368
EPS	10.98554	9.602546	1.38299	1.68424

b = Consistent under H0 and Ha; obtained from **xtreg**.
 B = Inconsistent under Ha, efficient under H0; obtained from **xtreg**.

Test of H0: Difference in coefficients not systematic

chi2(2) = (b-B)'[(V_b-V_B)^(-1)](b-B)
 = 0.91
 Prob > chi2 = 0.6360

Lampiran 5 Uji Multikolineritas

. vif

Variable	VIF	1/VIF
EPS	1.01	0.994912
PRICE	1.01	0.994912
Mean VIF	1.01	

Lampiran 6 Uji Heteroskedastisitas

. estat hettest

Breusch-Pagan/Cook-Weisberg test for heteroskedasticity
 Assumption: Normal error terms
 Variable: Fitted values of DER

H0: Constant variance

chi2(1) = 13.52
 Prob > chi2 = 0.0002

Lampiran 7 Uji Autokorelasi

. runtest data_residual

N(data_resid~1 <= -21.50457954406738) = 120
 N(data_resid~1 > -21.50457954406738) = 120
 obs = 240
 N(runs) = 31
 z = -11.64
 Prob>|z| = 0

Lampiran 8 Uji Hipotesis

. xtreg PRICE DER EPS, re sa robust

```

Random-effects GLS regression           Number of obs   =       240
Group variable: Kode                   Number of groups =        12

R-squared:                               Obs per group:
  Within = 0.0178                        min =          20
  Between = 0.0021                       avg =         20.0
  Overall = 0.0000                       max =          20

corr(u_i, X) = 0 (assumed)              Wald chi2(2)    =       11.76
                                          Prob > chi2     =       0.0028

```

(Std. err. adjusted for 12 clusters in Kode)

PRICE	Coefficient	Robust std. err.	z	P> z	[95% conf. interval]	
DER	1.321742	.5711638	2.31	0.021	.2022814	2.441202
EPS	9.602546	3.106282	3.09	0.002	3.514345	15.69075
_cons	2391.389	350.9766	6.81	0.000	1703.487	3079.291
sigma_u	1263.1352					
sigma_e	762.09339					
rho	.73313091	(fraction of variance due to u_i)				

Lampiran 9 Surat Izin Penelitian



**BADAN PUSAT STATISTIK
KOTA SAMARINDA**

Jln. K.H. Ahmad Dahlan No. 33 Telp. (0541) 743661

Homepage : <http://samarindakota.bps.go.id> E-mail : bps6472@bps.go.id

BerAKHLAK
Berorientasi Pelayanan Akuntabel Kompeten
Harmonis Loyal Adaptif Kolaboratif

SURAT KETERANGAN

Nomor: B-250/64721/KA.110/07/2024

Samarinda, 2 Juli 2024

Kepada yang Terhormat:
Dekan UMKT Program Studi Manajemen
di-
Samarinda

Assalamu'allaikum Warramatullahi Waborrakatuh

Sehubungan surat saudara nomor 428/FEBP.1/C.6/C/2024 tanggal 01 Juli 2024, tentang Ijin Penelitian dan Permintaan Data Skripsi, Memang benar-benar telah melaksanakan pengambilan data di Website Badan Pusat Statistik Kota Samarinda, dengan daftar mahasiswa terlampir.

An. Kepala Badan Pusat Statistik
Kepala Sub Bagian Umum,
Kota Samarinda



Meindawati, S.Si

NIP. 19840223 201003 2 002



**BADAN PUSAT STATISTIK
KOTA SAMARINDA**

Jln. K.H. Ahmad Dahlan No. 33 Telp. (0541) 743661

Homepage : <http://samarindakota.bps.go.id> E-mail : bps6472@bps.go.id



100	Dwindha Nur Putri	2011102431165	Keuangan
101	Risma Wahyudi	2011102431201	Keuangan
102	Nur Anita	2011102431086	Keuangan
103	Nadea Kamilia	2011102431080	Keuangan
104	Muhammad Ramadhani	2011102431281	Pemasaran
105	Karunia Hidayati	2011102431079	Keuangan
106	Candra Maulana	2011102431444	Pemasaran
107	Muhammad Fahreza Hardika	1911102431061	Keuangan
108	Purnama Nur	2011102431402	Keuangan
109	Sukma Dewi	1911102431290	Keuangan
110	Priyam Budi Utomo	2011102431232	Keuangan
111	Juniardi Danielsin	2011102431091	Sumber daya Manusia
112	Armeydi Artadi	2011102431090	Keuangan
113	Annisa Fadhila	2011102431430	Keuangan
114	Waidah Wijayanti	2011102431166	Keuangan
115	Arbain	1811102431034	Sumber daya Manusia
116	Ahmad Sahrian Fadli	1911102431186	Keuangan
117	Ghina Angelia	2011102431107	Keuangan
118	Indah Indriani	2011102431213	Keuangan
119	Nur Kholis Alfarobi	2011102431164	Sumber daya Manusia
120	Rio Ardhianto	2011102431377	Keuangan
121	Sadina Adelia Putri	2011102431397	Keuangan
122	Nofita Diah Lestari	2011102431392	Keuangan
123	Amelia Wati	2011102431110	Keuangan
124	Ikhwan Nurhadi Taqwa	2011102431185	Keuangan
125	Delfita	2011102431428	Keuangan
126	Choirul Munawaroh	1911102431029	Sumber daya Manusia
127	Aura Dira Larassati	2011102431451	Sumber daya Manusia
128	Taufiq Bektu Nugroho	2011102431146	Pemasaran
129	Nia Fatjri Yani	2011102431206	Keuangan
130	Muhammad Zhidan	2011102431447	Keuangan
131	Vira Agustiafatmawati	2011102431293	Keuangan
132	Shafa Auliya Rahma	2011102431344	Keuangan
133	Yunita Amelya	2011102431333	Pemasaran
134	Nadea Kamilia	2011102431080	Keuangan
135	Sinta	1911102431138	Pemasaran
136	Syarifah Azizah Azzahra Namira	2011102431150	Keuangan
137	Nor Aydati	2011102431448	Keuangan
138	Kamsinah	2011102431082	Keuangan
139	Yohana Angelica	2011102431532	Keuangan
140	Siska Wulandari	2011102431128	Keuangan
141	Yasmine Calista Putri	2011102431437	Keuangan
142	Firman Safiudin	2011102431097	Pemasaran
143	Elvira Fortuna Achmad Rohmasari	2011102431027	Pemasaran
144	Okta Fitriani	2011102431247	Keuangan
145	Malisa Fitri	2011102431324	Sumber daya Manusia
146	Heru	1911102431147	Sumber daya Manusia
147	Taufik Hidayat	1911102431034	Sumber daya Manusia
148	Muhammad Reyfandi	2011102431421	Keuangan
149	Eka Fitriani Tahir	2011102431319	Sumber daya Manusia
150	Winatas Sari	2011102431039	Keuangan


Lampiran 10 Lembar Saran



UMKT
Program Studi
Manajemen

Fakultas Ekonomi, Bisnis dan Politik

Telp. 0541-748511 Fax.0541-766832
Website <http://manajemen.umkt.ac.id>
email: manajemen@umkt.ac.id



بِسْمِ اللَّهِ الرَّحْمَنِ الرَّحِيمِ

LEMBAR SARAN DAN PERBAIKAN SEMINAR HASIL SKRIPSI

Nama: Ahmad Sahrian Fadli

NIM: 1911102431186

Judul: PENGARUH *DEBT TO EQUITY RATIO* DAN *EARNING PER SHARE* TERHADAP HARGA SAHAM PADA PERUSAHAAN *HEALTH CARE* YANG TERDAFTAR DI BURSA EFEK INDONESIA

1) Intisari/Abstract

Perbaiki kata dan KATA miring

2) I/Pendahuluan

Perbaiki sitasi dan kata miring

3) II/Metode Penelitian

Perbaiki kata, sitasi, dan kata miring

4) III/Hasil Analisis dan Pembahasan

Perbaiki kata typo dan kata miring

5) Saran dan Perbaikan Lain

Penguji, 1

(Asmadhini Handayani Rahmah, S.Si.,M.M)
NIDN.1118058604



UMKT
Program Studi
Manajemen

Telp. 0541-748511 Fax.0541-766837
Website <http://manajemen.umkt.ac.id>
email: manajemen@umkt.ac.id



Fakultas Ekonomi, Bisnis dan Politik

بِسْمِ اللَّهِ الرَّحْمَنِ الرَّحِيمِ

LEMBAR SARAN DAN PERBAIKAN SEMINAR HASIL SKRIPSI

Nama: Ahmad Sahrian Fadli

NIM: 1911102431186

Judul: PENGARUH DEBT TO EQUITY RATIO DAN EARNING PER SHARE TERHADAP HARGA SAHAM PADA PERUSAHAAN HEALTH CARE YANG TERDAFTAR DI BURSA EFEK INDONESIA

1) Intisari/Abstract

Perbaiki kata dan tambahkan kata

2) I/Pendahuluan

Penambahan kata

3) II/Metode Penelitian

4) III/Hasil Analisis dan Pembahasan

Perbaiki sitasi dan menjelaskan PER

5) Saran dan Perbaikan Lain











Penguji, 2

(Muhammad Iqbal Pribadi, S.M., M.B.A.)
NIDN 1115039601

Lampiran 11 Kartu Bimbingan

KARTU KENDALI BIMBINGAN LAPORAN KARYA ILMIAH

Nama : Ahmad Sahrian Fadli
 NIM : 1911102431186
 Nama Dosen Pembimbing : Muhammad Iqbal Pribadi, S.M., M.B.A
 Judul Penelitian :

No	Tanggal	Uraian Pembimbing	Paraf Dosen
1	4/3/2024	Mencari topik Skripsi	
2	14/3/2024	mencari independent dan dependent	
3	20/3/2024	Bimbingan Proposal	
4	30/3/2024	Bimbingan Proposal	
5	5/4/2024	Bimbingan Proposal	
6	23/5/2024	Bimbingan Data	
7	11/6/2024	Bimbingan Proposal	
8	18/6/2024	Bimbingan Proposal	
9	21/6/2024	Bimbingan Proposal	
10	25/6/2024	ACC SEMHAS	
11			
12			
13			
14			
15			

Dosen Pembimbing

(Muhammad Iqbal Pribadi, S.M., M.B.A)
 NIDN. 1115039601

Mengetahui,

Sekretaris Program Studi Manajemen

(Asmadhini Handayani Rahmah, S.Si., M.M)
 NIDN. 1118058604

Lampiran 12 Hasil Turnitin

Ahmad Sahrian Fadli

by Manajemen Universitas Muhammadiyah Kalimantan Timur


Submission date: 12-Jul-2024 01:10PM (UTC+0800)

Submission ID: 2415499705

File name: bab_1-4_7_-Copy.pdf (813.12K)

Word count: 6013

Character count: 37403



M. Iqbal Prishah
11503201