

LAMPIRAN

L1 Lembar Saran Penguji 1




UMKT
Program Studi
Manajemen

Fakultas Ekonomi, Bisnis dan Politik

Telp. 0541-748511 Fax 0541-766832

Website <http://manajemen.umkt.ac.id>

email manajemen@umkt.ac.id



بِسْمِ اللَّهِ الرَّحْمَنِ الرَّحِيمِ

LEMBAR SARAN DAN PERBAIKAN SEMINAR HASIL SKRIPSI

Nama: Daniz Hammida

NIM: 2011102431363

Judul: Pengaruh Profitabilitas dan Likuiditas Terhadap Nilai Perusahaan Pada Sektor Basic Materials Yang Terdaftar Di Bursa Efek Indonesia

1) **Intisari/Abstract**

1. Menambahkan analisis regresi data panel pada abstrak

2) **II/Pendahuluan**

3) **II/Metode Penelitian**

4) **III/Hasil Analisis dan Pembahasan**

- menambahkan pengaruh teori pecking order pada pembahasan likuiditas

5) **Saran dan Perbaikan Lain**

A. memperbaiki font.

Penguji,

Yulia Tri Kusumawati, S.E., M.Sc.Ak
NIDN. 1119079002

L2 Lembar Saran Penguji 2



UMKT
Program Studi
Manajemen

Fakultas Ekonomi, Bisnis dan Politik

Telp. 0541-748511 Fax. 0541-766832

Website <http://manajemen.umkt.ac.id>

email: manajemen@umkt.ac.id



بِسْمِ اللَّهِ الرَّحْمَنِ الرَّحِيمِ

LEMBAR SARAN DAN PERBAIKAN SEMINAR HASIL SKRIPSI

Nama: Daniz Hammida

NIM: 2011102431363

Judul: Pengaruh Profitabilitas dan Likuiditas Terhadap Nilai Perusahaan Pada Sektor Basic Materials Yang Terdaftar Di Bursa Efek Indonesia

1) Intisari/Abstract

2) I/Pendahuluan

3) II/ Metode Penelitian

4) III/ Hasil Analisis dan Pembahasan

• menambah pembahasan mengenai profitabilitas dan likuiditas

5) Saran dan Perbaikan Lain

• memperbaiki Daftar ISI dan Daftar pustaka, serta memperbaiki font











Penguji II


Muhammad Iqbal Pribadi, S.M., M.B.A
NIDN. 1115039601

L3 Kartu Kendali Bimbingan

KARTU KENDALI BIMBINGAN LAPORAN KARYA ILMIAH

Nama : Daniz Hammida
 NIM : 2011102431363
 Nama Dosen Pembimbing : Muhammad Iqbal Pribadi, S.M., M.B.A.
 Judul Penelitian : " Pengaruh Profitabilitas dan Likuiditas Terhadap Nilai Perusahaan"

No	Tanggal	Uraian Pembimbing	Paraf Dosen
1	1/03/24	Penentuan topik	
2	1/03/24	Penentuan Variabel Independen dan Subjektif	
3	20/03/24	Revisi bab 1	
4	20/03/24	Kerangka bab 1	
5	3/4/24	Revisi bab 1 dan 2	
6	01/05/2024	Pembahasan uji statistik	
7	03/05/2024	Uji statistik	
8	25/05/24	Pembahasan bab 3, Revisi bab 3	
9	29/05/24	Pembahasan bab 4 & Revisi Final	
10	29/06/24	ACC SEMNAS	
11			
12			
13			
14			
15			

Dosen Pembimbing

(Muhammad Iqbal Pribadi, S.M., M.B.A)

NIDN. 1115039601

Mengetahui,

Sekretaris Program Studi Manajemen

(Asmadhini HandayaniRahmah, S.Si., M.M)

NIDN. 1118058604

L4 Surat Izin Penelitian



**BADAN PUSAT STATISTIK
KOTA SAMARINDA**

Jln. K.H. Ahmad Dahlan No. 33 Telp. (0541) 743661
Homepage : <http://samarindakota.bps.go.id> E-mail : bps6472@bps.go.id



Lampiran Surat No. B-250/64721/KA.110/07/2024 tertanggal 02 Juli 2024

No.	Nama Mahasiswa	NIM	Konsentrasi
1	Varadela Rinanda	1911102431088	Sumber daya Manusia
2	Muhammad Ibrahim	2011102431114	Pemasaran
3	Adam Raffly Rudina	2011102431332	Keuangan
4	Adelya Dwi Yuliana	1911102431021	Keuangan
5	Ulfa Puspita Sari	2011102431311	Keuangan
6	Muhammad Nizom Rizky	2011102431413	Keuangan
7	Muhammad Putra Hardiansyah	2011102431181	Sumber daya Manusia
8	Indah Titania	2011102431304	Pemasaran
9	Ananta Kemal Ahlikil Zikri	2011102431198	Pemasaran
10	Reyfhaldy Hendra Pratama	2011102431068	Keuangan
11	Ayu Pramita	2011102431502	Keuangan
12	Daniz Hammida	2011102431363	Keuangan
13	Yopie Ghaita Wondang	2011102431537	Keuangan
14	Rizka Anjelly Amalia	2011102431536	Keuangan
15	Ahmad Jayadi	2011102431356	Pemasaran
16	Siti Zulfa Sari	2011102431199	Keuangan
17	Jeklyn Eunike Moligay	2011102431266	Keuangan
18	Ananta Nuskhoutun	2011102431338	Keuangan
19	Dhea Sartika	2011102431057	Keuangan
20	Siti Hernika	2011102431403	Keuangan
21	Irva Listya Rini	2011102431286	Keuangan
22	Alvina Damayanti	2011102431236	Keuangan
23	Raudatul Jannah	2011102431124	Keuangan
24	Istiqomah	2011102431523	Keuangan
25	Chandra Galigo	2011102431513	Pemasaran
26	Andrianto	2011102431291	Keuangan
27	Putri Syahrani	2011102431149	Keuangan
28	Fajriyah Arifah	2011102431096	Pemasaran
29	Mega Juita Sari	2011102431003	Pemasaran
30	Renisya Faudiah Rahmawati	2011102431474	Keuangan
31	Dimas Linggarjati	2011102431222	Pemasaran
32	Rosit	2011102431375	Keuangan
33	Hakim Farouk Ar-Rasyidin	2011102431214	Keuangan
34	Melinda Syahfana Putri	2011102431470	Keuangan
35	Doni Arianto	2011102431163	Pemasaran
36	Mohammad Pratama Putra	2011102431056	Keuangan
37	Rozaq Dimas Saputra	2011102431144	Keuangan
38	Chairunnisa Fadlia Ramadhani	2011102431022	Keuangan
39	Syahrul Stiawan	2011102431171	Keuangan
40	Windi Pratiwi	2011102431243	Keuangan
41	Rabiatul Adawiyah	2011102431117	Keuangan
42	Ummu Habibah	2011102431074	Pemasaran
43	Ghandi Saputra	2011102431155	Keuangan
44	Astiani Dwi Lestari	2011102431476	Keuangan
45	Faris Agusmin	2011102431183	Pemasaran
46	Chika Annisa	2011102431383	Pemasaran
47	Desna Erdiyanti	2011102431432	Pemasaran
48	Mega Juita Sari	2011102431003	Pemasaran
49	Irwan Syahputra	1911102431473	Keuangan

L5 Uji Hasil Turnitin

Daniz Hammida

by Manajemen Universitas Muhammadiyah Kalimantan Timur

Submission date: 19-Jul-2024 10:54PM (UTC+0800)
Submission ID: 2419193467
File name: Daniz_Hammida.pdf (496.3K)
Word count: 6622
Character count: 42765

*M. Lghza Perhata
(115075601)*

Daniz Hammida

ORIGINALITY REPORT

30% SIMILARITY INDEX
28% INTERNET SOURCES
18% PUBLICATIONS
13% STUDENT PAPERS

PRIMARY SOURCES

1	eprints.perbanas.ac.id Internet Source	2%
2	etheses.uin-malang.ac.id Internet Source	1%
3	Submitted to Tarumanagara University Student Paper	1%
4	repositori.usu.ac.id Internet Source	1%
5	docobook.com Internet Source	1%
6	core.ac.uk Internet Source	1%
7	docplayer.info Internet Source	1%
8	lib.ibs.ac.id Internet Source	1%
9	dspace.uii.ac.id Internet Source	1%

1. Sampel Peneli

*M. Lghza Perhata
(115075601)*

No.	Kode saham	Nama Perusahaan
1.	UNIC	Unggul Indah Cahaya Tbk.
2.	INTP	Indocement Tunggul Prakarsa Tbk.
3.	TKIM	Pabrik kertas Tjiwi Kimia Tbk.
4.	INCO	Vale Indonesia Tbk.
5.	TSRT	Trias Sentosa Tbk.
6.	INKP	Indah Kiat Pupl & Paper Tbk.
7.	INCI	Intanwijaya Internasional Tbk.
8.	DPNS	Duta Pertiwi Nusantara Tbk.
9.	EKAD	Ekadharma Internasional Tbk.
10.	IGAR	Champion Pacific Indonesia Tbk.
11.	SMGR	Semen Indonesia (Persero) Tbk.
12.	SRSN	Indo Acidatama Tbk.
13.	BRPT	Barito Pacific Tbk.
14.	ADMG	Polychem Indonesai Tbk.
15.	SULI	SLJ Global Tbk.
16.	SPMA	Suparma Tbk.
17.	TINS	Timah Tbk.
18.	LTLS	Lautan Luas Tbk.
19.	ANTM	Anek Tambang Tbk.
20.	BMSR	Bintang Mitra Semestaraya Tbk.
21.	APLI	Asiaplast Insutries Tbk.
22.	IPOL	Indopoly Swakarsa Industry Tbk.
23.	BRMS	Bumi Resources Minerals Tbk.
24.	ESSA	Essa Industries Indonesia Tbk.
25.	ISSP	Steel Pipe Industry of Indonesia Tbk.
26.	SMBR	Semen Baturaja Tbk.
27.	WTON	Wijaya Karya Beton Tbk.
28.	MDKA	Merdeka Copper Gold Tbk.
29.	AGII	Samator Indo Gas Tbk.
30.	MDKI	Emdeki Utama Tbk.
31.	PBID	Panca Budi Indaman Tbk.

Sumber: idx.co.id, 2023

2. Analisa Statistik Deskriptif

	N	Minimum	Maximum	Mean	Std. Deviation
TOBIN'SQ	186	0,3	9,82	1,123611	1,133862
ROA	186	-19,6	27,66	4,262778	5,587549
QR	186	31.77	17378.15	304,2668	1298,631

(Sumber: Hasil Pengolahan Data 2024)

3. Uji Chow

Source	SS	df	MS	Number of obs	=	186
				F(32, 153)	=	8.83
Model	149.56379	32	4.67386844	Prob > F	=	0.0000
Residual	81.0078781	153	.529463255	R-squared	=	0.6487
				Adj R-squared	=	0.5752
Total	230.571668	185	1.24633334	Root MSE	=	.72764

TOBINQ	Coefficient	Std. err.	t	P> t	[95% conf. interval]	
ROA	.0141295	.01061	1.33	0.185	-.0068315	.0350905
QR	-3.30e-06	.000048	-0.07	0.945	-.0000981	.0000915
Kode						
2	1.500556	.4221605	3.55	0.001	.6665394	2.334572
3	.2487278	.4216695	0.59	0.556	-.5843185	1.081774
4	.6291823	.4257549	1.48	0.142	-.2119351	1.4703
5	.0017827	.4288619	0.00	0.997	-.8454727	.8490381
6	.0707595	.4228655	0.17	0.867	-.7646496	.9061686
7	-.3622646	.4244611	-0.85	0.395	-1.200826	.4762965
8	-.3157179	.4549975	-0.69	0.489	-1.214607	.5831708
9	-.0285484	.420769	-0.07	0.946	-.8598155	.8027188
10	-.1865535	.4206611	-0.44	0.658	-1.017608	.6445005
11	.4928041	.4259532	1.16	0.249	-.348705	1.334313
12	-.0391327	.4247522	-0.09	0.927	-.8782691	.8000036
13	.508241	.4274459	1.19	0.236	-.336217	1.352699
14	-.1832946	.4617634	-0.40	0.692	-1.09555	.7289606
15	.5582625	.4281661	1.30	0.194	-.2876183	1.404143
16	-.1362394	.4215626	-0.32	0.747	-.9690744	.6965957
17	.3362396	.427531	0.79	0.433	-.5083865	1.180866
18	-.0007189	.4264155	-0.00	0.999	-.8431412	.8417033
19	-.4243114	.424357	-1.00	0.319	-1.262667	.4140443
20	.1787317	.4212321	0.42	0.672	-.6534503	1.010914
21	.2358952	.4279527	0.55	0.582	-.6095641	1.081354
22	-.1290714	.4337139	-0.30	0.766	-.9859124	.7277696
23	.0518161	.4360412	0.12	0.906	-.8096227	.9132549
24	.312098	.4233171	0.74	0.462	-.5242033	1.148399
25	-.0764326	.4272266	-0.18	0.858	-.9204573	.767592
26	2.149673	.4307654	4.99	0.000	1.298657	3.000689
27	.1739164	.4265374	0.41	0.684	-.6687468	1.01658
28	4.35042	.4237205	10.27	0.000	3.513322	5.187518
29	.1873815	.429156	0.44	0.663	-.6604549	1.035218
30	-.0864927	.4251942	-0.20	0.839	-.9265024	.7535169
31	.2497186	.4216751	0.59	0.555	-.5833386	1.082776
_cons	.7407441	.3162485	2.34	0.020	.1159666	1.365522

. testparm i.Kode

- (1) 2.Kode = 0
- (2) 3.Kode = 0
- (3) 4.Kode = 0
- (4) 5.Kode = 0
- (5) 6.Kode = 0
- (6) 7.Kode = 0
- (7) 8.Kode = 0
- (8) 9.Kode = 0
- (9) 10.Kode = 0
- (10) 11.Kode = 0
- (11) 12.Kode = 0
- (12) 13.Kode = 0
- (13) 14.Kode = 0
- (14) 15.Kode = 0
- (15) 16.Kode = 0
- (16) 17.Kode = 0
- (17) 18.Kode = 0
- (18) 19.Kode = 0
- (19) 20.Kode = 0
- (20) 21.Kode = 0
- (21) 22.Kode = 0
- (22) 23.Kode = 0
- (23) 24.Kode = 0
- (24) 25.Kode = 0
- (25) 26.Kode = 0
- (26) 27.Kode = 0
- (27) 28.Kode = 0
- (28) 29.Kode = 0
- (29) 30.Kode = 0
- (30) 31.Kode = 0

F(30, 153) = 9.24
 Prob > F = 0.0000

4. Uji Husman

	Coefficients		(b-B) Difference	sqrt(diag(V_b-V_B)) Std. err.
	(b) FEM	(B) REM		
ROA	.0141295	.0142065	-.000077	.0026309
QR	-3.30e-06	-.0000106	7.35e-06	9.36e-06

b = Consistent under H0 and Ha; obtained from **xtreg**.
 B = Inconsistent under Ha, efficient under H0; obtained from **xtreg**.

Test of H0: Difference in coefficients not systematic

chi2(2) = (b-B)'[(V_b-V_B)^(-1)](b-B)
 = 0.63
 Prob > chi2 = 0.7306

5. Uji Autokorelasi

```
. runtest data_residual
N(data_resid~1 <= -.269495815038681) = 93
N(data_resid~1 > -.269495815038681) = 93
      obs = 186
      N(runs) = 42
      z = -7.65
      Prob>|z| = 0
```

6. Uji Heterokedastisitas

Breusch-Pagan/Cook-Weisberg test for heteroskedasticity
Assumption: Normal error terms
Variable: Fitted values of TOBINQ

H0: Constant variance

```
      chi2(1) = 5.45
      Prob > chi2 = 0.0195
```

7. Uji Multikolinieritas

```
. vif
```

Variable	VIF	1/VIF
QR	1.00	0.999774
ROA	1.00	0.999774
Mean VIF	1.00	

8. Uji Hipotesis

Random-effects GLS regression
 Group variable: Kode

Number of obs = 186
 Number of groups = 31

R-squared:
 Within = 0.1014
 Between = 0.0086
 Overall = 0.0260

Obs per group:
 min = 6
 avg = 6.0
 max = 6

corr(u_i, X) = 0 (assumed)

Wald chi2(2) = 19.07
 Prob > chi2 = 0.0001

(Std. err. adjusted for 31 clusters in Kode)

TOBINQ20	Coefficient	Robust std. err.	z	P> z	[95% conf. interval]	
ROA20	.0206435	.0053494	3.86	0.000	.0101588	.0311281
QR	2.95e-06	1.43e-06	2.06	0.039	1.45e-07	5.76e-06
_cons	.8419936	.0464573	18.12	0.000	.7509391	.9330481
sigma_u	.2124542					
sigma_e	.11726341					
rho	.76649189	(fraction of variance due to u_i)				